



ARTWORK FOR SENIORS



A Senior Looking at Artwork

Many seniors are staying indoors because of the coronavirus. They may stay in their homes, nursing homes or assisted living facilities. Many seniors cannot have visitors and they may be lonely. People can help seniors feel less lonely! They can send artwork to seniors. People can send artwork to their grandparents or to friends or neighbors. People can send artwork to nursing homes or assisted living facilities and ask workers to give the artwork to seniors. Artwork can help seniors feel happy. Who would you send artwork to? *

*** EXTRA: Go to page 4 after the review questions to find an artwork craft.**


Photo Credit: Shutterstock/Rawpixel.com



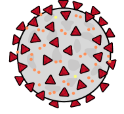
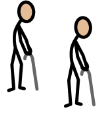
WHAT




ARTWORK FOR SENIORS



Many seniors are staying indoors because of the coronavirus.



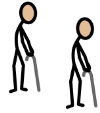
They may stay in their homes or nursing homes.



or



Many seniors cannot have visitors.



They may be lonely.

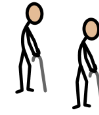



But people can help !






People can send artwork to seniors.



People can send artwork to their grandparents.



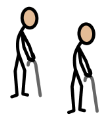
They can send artwork to friends or neighbors.



or



Artwork can help seniors feel happy.



Who would you send artwork to ? *



* EXTRA: Go to page 4 after the review questions to find an artwork craft.



1. **WHAT** can people send to seniors ?




homes



artwork




cars



2. **WHAT** can many seniors not have ?



snacks



games



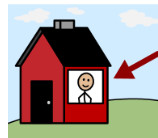
visitors



3. **WHERE** are many seniors staying ?



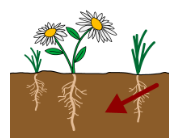
indoors



outdoors



underground





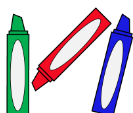
Artwork Craft - EXTRA!



NEED



crayons



Artwork Sheets
(pages 5-6)



2 envelopes



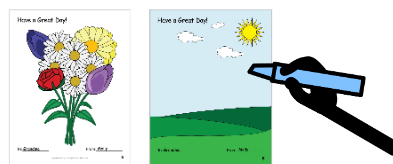
2 stamps




pen




1. Color Artwork Sheets.



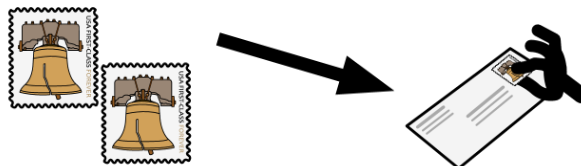
2. Put colored Artwork Sheets into envelopes.




3. Seal envelopes.



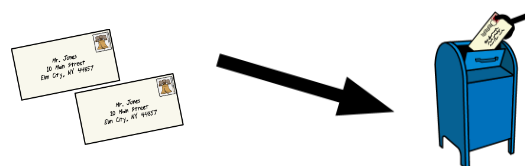
4. Put stamps onto front of envelopes.




5. Write addresses of seniors you want to send artwork to on envelopes.



6. Put envelopes into mailboxes.





Have a Great Day!



To: _____

From: _____

Have a Great Day!



To: _____

From: _____