


Quesadillas



MATERIALS NEEDED / DIRECTIONS


Serves: One

Food Items	Cooking Items
flour tortillas grated cheese	dinner plate tablespoon dinner knife oven mitt microwave

Directions

1. Place 1 flour tortilla on the plate.
2. Use the tablespoon to sprinkle grated cheese on half of the tortilla.
3. Fold the tortilla in half.
4. Place the plate in the microwave, and cook the quesadilla for 30 seconds.
5. Use the oven mitt to take the plate out of the microwave.
6. Use the dinner knife to cut the quesadilla into 3 pieces.

Quesadillas



MATERIALS NEEDED

Food Items



flour tortillas



grated cheese


Cooking Items



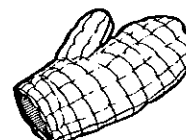
dinner plate



tablespoon



dinner knife




oven mitt



microwave

Quesadillas




DIRECTIONS

1




Place 1 flour tortilla on the plate.

2




Use the tablespoon to sprinkle grated cheese on half of the tortilla.

3




Fold the tortilla in half.

4




Place the plate in the microwave, and cook the quesadilla for 30 seconds.

5




Use the oven mitt to take the plate out of the microwave.

6



Use the dinner knife to cut the quesadilla into 3 pieces.

Quesadillas




COMPREHENSION QUESTIONS

Circle the correct answer.

<p>1 What did you make?</p> <p>A. grilled cheese sandwich</p> <p>B. quesadillas</p> <p>C. pizza</p>	<p>6 What did you place the tortilla on?</p> <p>A. plate</p> <p>B. cookie sheet</p> <p>C. bowl</p>
<p>2 How many materials did you use?</p> <p>A. seven</p> <p>B. six</p> <p>C. five</p>	<p>7 What shape was the flour tortilla?</p> <p>A. square</p> <p>B. circle</p> <p>C. triangle</p>
<p>3 Circle 3 materials you used.</p> <p>A. oven D. cheese</p> <p>B. microwave E. flour tortilla</p> <p>C. cookie sheet</p>	<p>8 What color was the flour tortilla?</p> <p>A. yellow</p> <p>B. brown</p> <p>C. white</p>
<p>4 Did you use cheese slices or grated cheese?</p> <p>A. cheese slices</p> <p>B. grated cheese</p>	<p>9 What did you put on the tortilla?</p> <p>A. butter</p> <p>B. cheese</p> <p>C. peanut butter</p>
<p>5 How long did you cook the quesadilla?</p> <p>A. 30 seconds</p> <p>B. 30 minutes</p> <p>C. 1 minute</p>	<p>10 What did you cook the quesadilla in?</p> <p>A. oven</p> <p>B. toaster</p> <p>C. microwave</p>

Quesadillas






COMPREHENSION QUESTIONS

Circle the correct answer.

1 What did you make?

A. grilled cheese sandwich B. quesadillas C. pizza



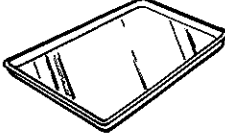


2 How many materials did you use?

A. seven B. six C. five

7 **6** **5**



3 Circle 3 materials you used.

A. oven B. microwave C. cookie sheet D. cheese E. flour tortilla

4 Did you use cheese slices or grated cheese?


A. cheese slices B. grated cheese

5 How long did you cook the quesadilla?

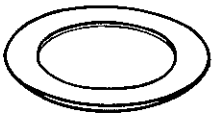
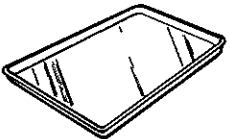
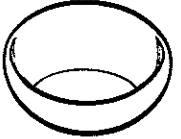



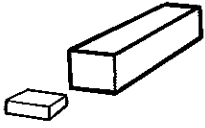



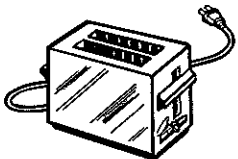
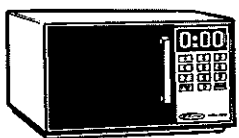
A. 30 seconds B. 30 minutes C. 1 minute

Quesadillas




COMPREHENSION QUESTIONS

Circle the correct answer.

6	What did you place the tortilla on?	A. plate	B. cookie sheet	C. bowl
				
7	What shape was the flour tortilla?	A. square	B. circle	C. triangle
				
8	What color was the flour tortilla?	A. yellow	B. brown	C. white
9	What did you put on the tortilla?	A. butter	B. cheese	C. peanut butter
				
10	What did you cook the quesadilla in?	A. oven	B. toaster	C. microwave
				

Quesadillas



COMPREHENSION QUESTIONS

Answer the following questions with complete sentences.

1. What food group are flour tortillas a part of?


2. What food that was orange did you use to make the quesadillas?

3. What happened to the cheese inside of the tortilla in the microwave?

4. What are three words that describe cheese?

5. What are two foods, other than quesadillas, that use cheese?

Quesadillas



COMPREHENSION QUESTIONS

Answer the following questions with complete sentences.

6. What kind of cheese did you use in the quesadillas?


7. What cooking items did you use that were made of metal?

8. What are two parts of a microwave?

9. How long did you cook the quesadilla in the microwave?

10. What meal might you eat quesadillas for?

Quesadillas




CLOZE ACTIVITY

Fill in the blanks with the words below.

microwave	cut	quesadilla	cheese
tortilla	oven mitt	half	plate

First, I placed one flour tortilla on the _____ . Then, I opened the package of _____ and used the tablespoon to sprinkle cheese on half of the tortilla. I folded the _____ in _____ . I placed the plate in the _____ and cooked the quesadilla for 30 seconds. Next, I used the _____ to take the _____ out of the microwave. Finally, I used the dinner knife to _____ the quesadilla into three pieces.

Quesadillas



WRITING ACTIVITY

Write the steps you took to make the quesadillas.

First _____

Then _____

Next _____

Finally _____
