


# Lesson 4


## *How Is a Stem Like a Straw?*



drink



grow



stem



juice



straw






Name \_\_\_\_\_



How

is a



Stem



like a



Straw?



Plants

get



water

from their



roots.



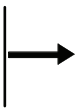
How

does



water

get



from the



roots

to all parts

of a



plant

for it to



grow



and




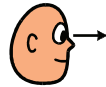
be healthy?



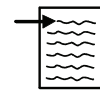
You

will conduct an experiment using a piece






of celery and food coloring to see how a plant stem



brings water to all parts of a plant. Let's get started!



## Experiment



You will need:

a knife



1 glass or science beaker

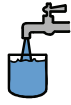
water



1 piece of celery

1 container of food coloring

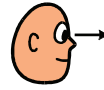
## Experiment



1. Fill the glass or beaker half way with water.



2. Add at least 25 drops of food coloring to the water. The

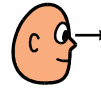


water needs to be highly concentrated to see the effects of this

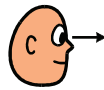


experiment.

 Experiment



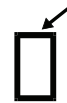

3. Cut the end off the piece of celery. Look at the end of



the celery. Do you see little dots? Those dots



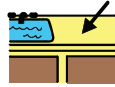
are like tiny straws and will bring the colored water



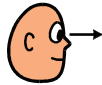
up the stem to the leaves at the top of your celery

stalk.

# Experiment



4. Leave the glass on a counter for the rest of the day.



Come back tomorrow to look at what has happened.



Date: \_\_\_\_\_



Draw



what



your



celery



stem



and



leaves look like.



Color the water.



A large empty rectangular box for drawing or writing, with a hand holding a pencil icon in the top-left corner.

 Quiz



Use the pictures below to compare how a stem is like a



straw:



straw



juice



drink




up



water



stem



roots



grow



flower

---

---

---

---